



CALDEA

CEDRO | ROBLE
NATURAL | ANTIDESLIZANTE

200x1200 mm | 8"x48"



CALDEA ROBLE NATURAL 200X1200 MM



CALDEA CEDRO

200x1200x11 mm
8"x48"

PORCELÁNICO TÉCNICO. TECHNICAL PORCELAIN



MEDIDA- SIZE (mm)	NATURAL NATURAL		ANTIDESLIZANTE ANTI-SUP	
	CÓDIGO	GRUPO	CÓDIGO	GRUPO
200x1200x11	35933	G - 1270	36184	G - 1290



CALDEA ROBLE

200x1200x11 mm
8"x48"



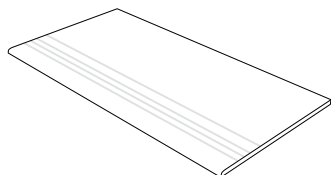

TODAGRES®

PORCELÁNICO TÉCNICO. TECHNICAL PORCELAIN

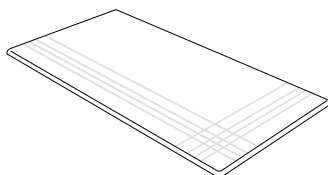


MEDIDA- SIZE (mm)	NATURAL NATURAL		ANTIDESLIZANTE ANTI-SLIP	
	CÓDIGO	GRUPO	CÓDIGO	GRUPO
200x1200x11	35934	G- 1270	36519	G- 1290

PELDAÑOS · STEPS



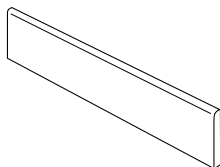
PELDAÑO CANTO ROMO CON HENDIDURAS



PELDAÑO ANGULAR CANTO ROMO CON HENDIDURAS

PELDAÑOS. STEPS	300x1200
	NATURAL
PELDAÑO CANTO ROMO	P - 82
PELDAÑO ANGULAR CANTO ROMO	-

RODAPIÉS · SKIRTINGS



RODAPIÉ CANTO ROMO

RODAPIÉS. SKIRTINGS	90x1200
	NATURAL
RODAPIÉ CANTO ROMO	P - 63

CARACTERÍSTICAS TÉCNICAS TECHNICAL CHARACTERISTICS

		NORMA DE ENSAYO. TEST STANDARD UNE-EN ISO	NORMA DE PRODUCTO. PRODUCT STANDARD ISO 13006	VALORES PROMEDIO. AVERAGE VALUES TODAGRES SERIE CALDEA	
				NATURAL	ANTIDESLIZANTE. ANTI-SLIP
CARACTERÍSTICAS DIMENSIONALES DIMENSIONAL CHARACTERISTICS					
	LONGITUD Y ANCHURA LENGHT AND WIDTH	10545-2	± 0,6 %	± 0,1 %	± 0,1 %
	GROSOR THICKNESS	10545-2	± 5,0 %	± 5,0 %	± 5,0 %
	RECTITUD DE LOS LADOS STRAIGHTNESS OF SIDES	10545-2	± 0,5 %	± 0,1 %	± 0,1 %
	ORTOGONALIDAD RECTANGULARITY	10545-2	± 0,6 %	± 0,2 %	± 0,2 %
	PLANITUD DE SUPERFICIE SURFACE FLATNESS	10545-2	± 0,5 %	± 0,25 %	± 0,25 %
PROPIEDADES FÍSICAS PHYSICAL PROPERTIES					
	ABSORCIÓN DE AGUA WATER ABSORPTION	10545-3	≤ 0,6%	< 0,1%	< 0,1%
	FUERZA DE ROTURA (N) BREAKING STRENGHT	10545-2	Mín. 1300	2800	2800
	RESISTENCIA A LA FLEXIÓN (N/mm²) MODULUS OF RUPTURE [N/mm²]	10545-2	Mín. 35	53	53
	RESISTENCIA A LA ABRASIÓN PROFUNDA (mm³) RESISTANCE TO DEEP ABRASION [mm³]	10545-6	Máx. 175	130	130
	COEFICIENTE DE DILATACIÓN TÉRMICA LINEAL (1/K) COEFFICIENT OF LINEAR THERMAL EXPANSION (1/K)	10545-8	Método de ensayo disponible Test method available	6,3 x 10 ⁶	6,3 x 10 ⁶
	RESISTENCIA AL CHOQUE TÉRMICO THERMAL SHOCK RESISTANCE	10545-9	Método de ensayo disponible Test method available	Resiste Resist	Resiste Resist
	EXPANSIÓN POR HUMEDAD (mm/m) MOISTURE EXPANSION (mm/m)	10545-10	Método de ensayo disponible Test method available	< 0,1%	< 0,1%
	RESISTENCIA A LA HELADA FROST RESISTANCE	10545-12	Exigido Required	Resiste Resist	Resiste Resist
	ÁNGULO CRÍTICO DE DESLIZAMIENTO CRITICAL ANGLE OF SLIP	DIN 51130	-	R9	R11
	COEFICIENTE DE FRICCIÓN DINÁMICO (DCOF) DINAMYC FRICTION COEFFICIENT	ANSI A137.1:2012	-	> 42	> 50
	DETERMINACIÓN DE LA RESISTENCIA AL DESLIZAMIENTO (MÉTODO DEL PÉNDULO) SLIP RESISTANCE (PENDULUM METHOD)	UNE-ENV 12633 BS EN 13036-4	- -	CLASE 1 > 25	CLASE 3 > 45
PROPIEDADES QUÍMICAS CHEMICAL PROPERTIES					
	RESISTENCIA A PRODUCTOS DE LIMPIEZA Y ADITIVOS PARA PISCINA RESISTANCE TO HOUSEHOLD CHEMICAL AND SWIMMING POOL SALTS	10545-13	Mín. Ub	UA	UA
	RESISTENCIA A BAJAS CONCENTRACIONES RESISTANCE TO LOW CONCENTRATIONS	ÁCIDOS. ACIDS	10545-13	Indicado por el fabricante Indicated by the manufacturer	ULA
		BASES. ALKALIS	10545-13		ULA
	RESISTENCIA A ALTAS CONCENTRACIONES RESISTANCE TO HIGH CONCENTRATIONS	ÁCIDOS. ACIDS	10545-13	Método de ensayo disponible Test method available	UHA
		BASES. ALKALIS	10545-13		UHA
	RESISTENCIA A LAS MANCHAS RESISTANCE TO STAINING	10545-14	Método de ensayo disponible Test method available	5	5

CALDEA

CARPETA TÉCNICA TECHNICAL FOLDER

TODAGRES® PORCELÁNICO TÉCNICO
CARACTERÍSTICAS TÉCNICAS
TECHNICAL CHARACTERISTICS

TODAGRES®

TODAGRES®
CALDEA

TODAGRES®
PORCELÁNICO
TÉCNICO
TECHNICAL
PORCELAIN
CALDEA

C/da. de Orense, s/n. 3. 15045
Vilagarcía de Arousa (Pontevedra)
36100 Lugo
T. 988 26 11 11
F. 988 26 22 33
E. info@todagres.com
www.todagres.com

FORMATO	CALDEA ROBLE	CALDEA CEDRO	RESISTENCIA	RESISTENCIA
15x75	1500x750x8	1500x750x8	1500x750x8	1500x750x8
15x150	1500x1500x8	1500x1500x8	1500x1500x8	1500x1500x8
30x150	1500x1500x8	1500x1500x8	1500x1500x8	1500x1500x8
30x300	1500x1500x8	1500x1500x8	1500x1500x8	1500x1500x8
60x150	1500x1500x8	1500x1500x8	1500x1500x8	1500x1500x8
60x300	1500x1500x8	1500x1500x8	1500x1500x8	1500x1500x8
90x150	1500x1500x8	1500x1500x8	1500x1500x8	1500x1500x8
90x300	1500x1500x8	1500x1500x8	1500x1500x8	1500x1500x8
120x150	1500x1500x8	1500x1500x8	1500x1500x8	1500x1500x8
120x300	1500x1500x8	1500x1500x8	1500x1500x8	1500x1500x8
150x150	1500x1500x8	1500x1500x8	1500x1500x8	1500x1500x8
150x300	1500x1500x8	1500x1500x8	1500x1500x8	1500x1500x8
180x150	1500x1500x8	1500x1500x8	1500x1500x8	1500x1500x8
180x300	1500x1500x8	1500x1500x8	1500x1500x8	1500x1500x8
225x150	1500x1500x8	1500x1500x8	1500x1500x8	1500x1500x8
225x300	1500x1500x8	1500x1500x8	1500x1500x8	1500x1500x8
270x150	1500x1500x8	1500x1500x8	1500x1500x8	1500x1500x8
270x300	1500x1500x8	1500x1500x8	1500x1500x8	1500x1500x8
300x150	1500x1500x8	1500x1500x8	1500x1500x8	1500x1500x8
300x300	1500x1500x8	1500x1500x8	1500x1500x8	1500x1500x8
330x150	1500x1500x8	1500x1500x8	1500x1500x8	1500x1500x8
330x300	1500x1500x8	1500x1500x8	1500x1500x8	1500x1500x8
360x150	1500x1500x8	1500x1500x8	1500x1500x8	1500x1500x8
360x300	1500x1500x8	1500x1500x8	1500x1500x8	1500x1500x8
390x150	1500x1500x8	1500x1500x8	1500x1500x8	1500x1500x8
390x300	1500x1500x8	1500x1500x8	1500x1500x8	1500x1500x8
420x150	1500x1500x8	1500x1500x8	1500x1500x8	1500x1500x8
420x300	1500x1500x8	1500x1500x8	1500x1500x8	1500x1500x8
450x150	1500x1500x8	1500x1500x8	1500x1500x8	1500x1500x8
450x300	1500x1500x8	1500x1500x8	1500x1500x8	1500x1500x8
480x150	1500x1500x8	1500x1500x8	1500x1500x8	1500x1500x8
480x300	1500x1500x8	1500x1500x8	1500x1500x8	1500x1500x8
510x150	1500x1500x8	1500x1500x8	1500x1500x8	1500x1500x8
510x300	1500x1500x8	1500x1500x8	1500x1500x8	1500x1500x8
540x150	1500x1500x8	1500x1500x8	1500x1500x8	1500x1500x8
540x300	1500x1500x8	1500x1500x8	1500x1500x8	1500x1500x8
570x150	1500x1500x8	1500x1500x8	1500x1500x8	1500x1500x8
570x300	1500x1500x8	1500x1500x8	1500x1500x8	1500x1500x8
600x150	1500x1500x8	1500x1500x8	1500x1500x8	1500x1500x8
600x300	1500x1500x8	1500x1500x8	1500x1500x8	1500x1500x8
630x150	1500x1500x8	1500x1500x8	1500x1500x8	1500x1500x8
630x300	1500x1500x8	1500x1500x8	1500x1500x8	1500x1500x8
660x150	1500x1500x8	1500x1500x8	1500x1500x8	1500x1500x8
660x300	1500x1500x8	1500x1500x8	1500x1500x8	1500x1500x8
690x150	1500x1500x8	1500x1500x8	1500x1500x8	1500x1500x8
690x300	1500x1500x8	1500x1500x8	1500x1500x8	1500x1500x8
720x150	1500x1500x8	1500x1500x8	1500x1500x8	1500x1500x8
720x300	1500x1500x8	1500x1500x8	1500x1500x8	1500x1500x8
750x150	1500x1500x8	1500x1500x8	1500x1500x8	1500x1500x8
750x300	1500x1500x8	1500x1500x8	1500x1500x8	1500x1500x8
780x150	1500x1500x8	1500x1500x8	1500x1500x8	1500x1500x8
780x300	1500x1500x8	1500x1500x8	1500x1500x8	1500x1500x8
810x150	1500x1500x8	1500x1500x8	1500x1500x8	1500x1500x8
810x300	1500x1500x8	1500x1500x8	1500x1500x8	1500x1500x8
840x150	1500x1500x8	1500x1500x8	1500x1500x8	1500x1500x8
840x300	1500x1500x8	1500x1500x8	1500x1500x8	1500x1500x8
870x150	1500x1500x8	1500x1500x8	1500x1500x8	1500x1500x8
870x300	1500x1500x8	1500x1500x8	1500x1500x8	1500x1500x8
900x150	1500x1500x8	1500x1500x8	1500x1500x8	1500x1500x8
900x300	1500x1500x8	1500x1500x8	1500x1500x8	1500x1500x8
930x150	1500x1500x8	1500x1500x8	1500x1500x8	1500x1500x8
930x300	1500x1500x8	1500x1500x8	1500x1500x8	1500x1500x8
960x150	1500x1500x8	1500x1500x8	1500x1500x8	1500x1500x8
960x300	1500x1500x8	1500x1500x8	1500x1500x8	1500x1500x8
990x150	1500x1500x8	1500x1500x8	1500x1500x8	1500x1500x8
990x300	1500x1500x8	1500x1500x8	1500x1500x8	1500x1500x8
1020x150	1500x1500x8	1500x1500x8	1500x1500x8	1500x1500x8
1020x300	1500x1500x8	1500x1500x8	1500x1500x8	1500x1500x8
1050x150	1500x1500x8	1500x1500x8	1500x1500x8	1500x1500x8
1050x300	1500x1500x8	1500x1500x8	1500x1500x8	1500x1500x8
1080x150	1500x1500x8	1500x1500x8	1500x1500x8	1500x1500x8
1080x300	1500x1500x8	1500x1500x8	1500x1500x8	1500x1500x8
1110x150	1500x1500x8	1500x1500x8	1500x1500x8	1500x1500x8
1110x300	1500x1500x8	1500x1500x8	1500x1500x8	1500x1500x8
1140x150	1500x1500x8	1500x1500x8	1500x1500x8	1500x1500x8
1140x300	1500x1500x8	1500x1500x8	1500x1500x8	1500x1500x8
1170x150	1500x1500x8	1500x1500x8	1500x1500x8	1500x1500x8
1170x300	1500x1500x8	1500x1500x8	1500x1500x8	1500x1500x8
1200x150	1500x1500x8	1500x1500x8	1500x1500x8	1500x1500x8
1200x300	1500x1500x8	1500x1500x8	1500x1500x8	1500x1500x8
1230x150	1500x1500x8	1500x1500x8	1500x1500x8	1500x1500x8
1230x300	1500x1500x8	1500x1500x8	1500x1500x8	1500x1500x8
1260x150	1500x1500x8	1500x1500x8	1500x1500x8	1500x1500x8
1260x300	1500x1500x8	1500x1500x8	1500x1500x8	1500x1500x8
1290x150	1500x1500x8	1500x1500x8	1500x1500x8	1500x1500x8
1290x300	1500x1500x8	1500x1500x8	1500x1500x8	1500x1500x8
1320x150	1500x1500x8	1500x1500x8	1500x1500x8	1500x1500x8
1320x300	1500x1500x8	1500x1500x8	1500x1500x8	1500x1500x8
1350x150	1500x1500x8	1500x1500x8	1500x1500x8	1500x1500x8
1350x300	1500x1500x8	1500x1500x8	1500x1500x8	1500x1500x8
1380x150	1500x1500x8	1500x1500x8	1500x1500x8	1500x1500x8
1380x300	1500x1500x8	1500x1500x8	1500x1500x8	1500x1500x8
1410x150	1500x1500x8	1500x1500x8	1500x1500x8	1500x1500x8
1410x300	1500x1500x8	1500x1500x8	1500x1500x8	1500x1500x8
1440x150	1500x1500x8	1500x1500x8	1500x1500x8	1500x1500x8
1440x300	1500x1500x8	1500x1500x8	1500x1500x8	1500x1500x8
1470x150	1500x1500x8	1500x1500x8	1500x1500x8	1500x1500x8
1470x300	1500x1500x8	1500x1500x8	1500x1500x8	1500x1500x8
1500x150	1500x1500x8	1500x1500x8	1500x1500x8	1500x1500x8
1500x300	1500x1500x8	1500x1500x8	1500x1500x8	1500x1500x8



FOTOGRAFÍA: CALDEA ROBLE INTERIOR 2020 (100 cm)

TODAGRES®

MERCHANDISING

CALDEA

TODAGRES® PORCELÁNICO TÉCNICO

CALDEA

TODAGRES® PORCELÁNICO TÉCNICO

CALDEA

TODAGRES® PORCELÁNICO TÉCNICO

CALDEA

CALDEA ROBLE ■ 2020


CALDEA CEDRO ■ 2020



FORMATOS Y ACABADOS
SIZES & FINISHES



PIEZA ESPECIAL
SPECIAL PIECE



FORMATO CORTO CON UNO DE LOS LADOS (SHORT SIDE)
FORMATO LARGO CON UNO DE LOS LADOS (LONG SIDE)
FORMATO CUADRO (SQUARE)

ICONOS
ICONS




PANEL STD 1005X1925MM
PANEL STD 1005X1925MM


TODAGRES
www.todagres.com


CALDEA
PANELADO BORDO | TÉCNICA PARQUET

COLORS
COLORS
COLORS

FORMATOS Y ACABADOS
PANEL STD 1005X1925MM



CEDRO 



ROBLE 